

Wasausink Lands Inc.

2023 Cottage Season Newsletter

A Message from the Board of Directors

The Board of Directors and staff of WLI would like to welcome you back for another season.

Your seasonal lease begins May 1 until October 31. We look forward to seeing you this year.

We would like to thank the cottagers who respect and are mindful of the occasional use policy.

The off season is for Wasauksing Community members who have the responsibility to hunt and harvest for their families. Our community members use that land to pass down teachings to their families.

WLI has always conducted regular lot patrols by road and waterfront throughout the year. The reason for the patrols is safety and security of your lots, lease fulfilment, land erosion, degradation, and shoreline dynamics.

The Board of Directors position is and has always been that we are “stewards of the land” in preparation for the legal transfer of the land back to Wasauksing (Parry Island Reserve #16) First Nation which happens in 2032.

The lease agreement you have with Wasausink Lands Inc. remains in effect until 2032 when the head lease expires.

WLI has created a Truth and Reconciliation path here at 70 Isabella Street and everyone is invited to come and walk the good path.

In closing, the Board and staff would like to wish you a safe and happy season. We invite you to visit our new location.

Wasausink Lands Inc.

Board of Directors



Lauren Pawis

Vice-President




Marlene Munroe

President



Gail (Cindy) Pegahmagabow

Secretary



Deborah King

Director



Margaret Partridge

Treasurer

Corporate Members



Dianna Tabobondung

Corporate Member

Wasausink Lands Inc.

Staff



Christina Vasiliou

Leasing Coordinator



Tina Tabobandung

Office Manager



Thomas Vasiliou

Maintenance Officer



Norman Partridge

Maintenance



LeeAnn Jackson

Receptionist



Jason Welling

Custodian

If you are interested in increasing your knowledge and understanding of Canada's indigenous peoples.

Indigenous Education

Aboriginal Worldviews and Education

Aboriginal Worldviews and Education is an online course offered by the University of Toronto. The class is intended both for Aboriginal and non-aboriginal students hoping to learn more about indigenous life. Students will approach the topic from a broad perspective, receiving background into the cultural, spiritual, and philosophical world views of Aboriginals and how this unique background requires a special approach for education. Not just for those in education, the class can also be beneficial for people whose professional work involves contact with Aboriginals.

Taught in English through a series of videos, Aboriginal Worldviews and Education lasts for 6 weeks. Students should plan to spend 6 to 8 hours per week viewing the videos, completing assigned readings, taking quizzes and working on other assignments. The class is free to enroll in online; however, students requiring a verified certificate of completion will need to pay a small fee for the service.

Indigenous Canada

Indigenous Canada is an online course offered by Doctors Tracy Bear and Paul Gareau of the University of Canada in Alberta. The class explores both historical and contemporary issues facing indigenous people living in Canada. Divided into 12 video lessons, the class covers the overall indigenous world view, the impact of the fur trade, historical treaties, cultural assimilation, political structures, sovereign lands, social movements and pop culture and art. Students will learn about special populations within indigenous communities, such as women and children.

To be successful in Indigenous Canada, students should expect to spend roughly 3 to 4 hours on each lesson of the program. Ideally, the course should

be taken over a 12-week period with one lesson completed each week; however, students are free to view the videos and complete the readings and supplemental assignments at their own pace. There is no fee to register for and take the course, but those who require a verified certificate of completion will be charged an administrative fee.

Reconciliation Through Indigenous Education

Reconciliation Through Indigenous Education is an online course taught by Jan Hare of the University of British Columbia. The purpose of the class is to provide community leaders, service workers, teachers and managers with insight into how indigenous histories, perspectives and world views impact learning. By the end of the course, students will have an understanding as to how to best approach teaching, instructing and coaching members of indigenous communities.

Taught in English, the Reconciliation Through Indigenous Education is presented through a series of videos that are view-able online. Supplemental readings accompany the videos and provide more insight into the material covered in the course. Students will need to spend about 3 to 4 hours per week on the course material, and the class lasts for 6 weeks. While there is no fee to enroll in or access the program, students who require a verified certificate of completion at the end of the course will be assessed a fee.

Where to find these education tools:

Aboriginal Worldviews and Education:

coursera.org/learn/aboriginal-education

Indigenous Canada:

ualberta.ca/admissions-programs/online-courses/indigenous-canada/index.html

Reconciliation Through Indigenous Education:

pdce.educ.ubc.ca/reconciliation/

WAYS TO DETER PESTS FROM YOUR COTTAGE

1. Fill the holes in your walls

To keep them out of your walls (and their droppings out of your cereal cupboard), search for tiny openings or cracks in your walls, foundation, and soffits, and seal them. For tough-to-seal holes around pipes, stuff them with steel wool, which mice won't chew through. You can also dissuade mice from shacking up with you by filling a spray bottle with water and adding 12 drops of peppermint essential oil. The mint will deter mice—and keep your cottage smelling fresh!

2. Seal your food

If you leave food at your cottage—particularly during winter while you're away—you're asking for trouble. For staples like cereal, oats, pancake mix, and pet food that you don't want to pack up every week, make sure you're using resealable food containers.

3. Get a grip on garbage

Whether you have curbside pickup or you cart your waste to the dump on your way back to the city, your trash is a treat for wildlife. Clever cottage country critters like raccoons won't be deterred by strong bags or basic canisters. To keep your garbage from being strewn about your driveway, and to keep animals from marking your home or cottage as a hot spot for easy eats, invest in a garbage can with a strong locking seal.

4. Stash your seeds

If you're a lawn-care enthusiast, there's a good chance your garage or shed has a smorgasbord of mouse feed in the form of grass seed. Remember that just because it isn't food to you, doesn't mean a family of mice won't make a meal of it. To keep mice out, you need sealed storage bins.

5. Trim your trees

Unless you want to lie awake at night listening to red squirrels rummage around in your attic, trim any tree branches that extend to your roof. Doing so will also deter carpenter ants which commonly use trees as an entry point into your dwelling. Carpenter ants will also seek sources of moisture, so in addition to trimming your trees, look for leaks in your gutters, roof, floors and decks.

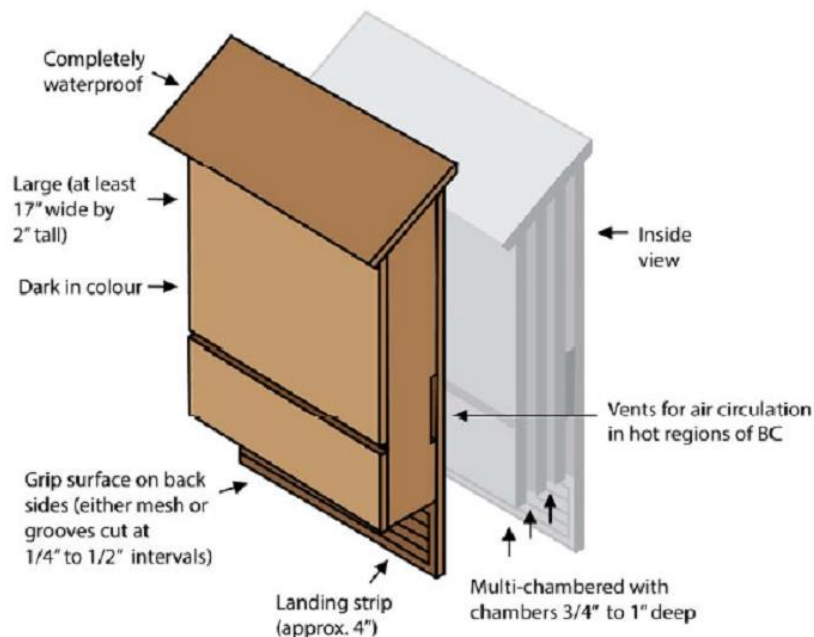
6. Give bats an abode

If you're frightened of brown bats, your fears are somewhat reasonable. They're occasional carriers of rabies, and their messy droppings can lead to other health issues like histoplasmosis (a fungal lung infection that can spread throughout the body). That said, bats are mosquito-devouring machines! They can eat up to 1,200 mosquitos every waking hour, making them a cottager's best friend. To dissuade bats from entering your attic, seal any entry holes, then provide a bat house elsewhere on your property.

BAT HOUSE DO'S AND DON'TS:

- Bat houses should be a minimum of 10 – 12 feet off the ground, more bats will be attracted if the house is higher, up to 20 feet off the ground.
- Bat houses should face South/Southeast for best sunlight. Bats prefer 6 – 8 hours of sunlight, they especially prefer early sunlight.
- Bats like to be within quarter of a mile of a water body. Water bodies can be streams, ponds, rivers, or an untreated pool.
- Avoid putting the bat house on a tree, it provides perches for predators. Also try to keep the bat house 20-25 feet away from branches or trees, if possible.
- DO NOT place the bat house on active service poles.
- Remember that bat droppings will be present wherever you place the house. Make sure the bat house is not above doorways, windows or walkways.
- Bat houses should be cleaned yearly, when the bats have vacated for hibernation. Monitor the bat house monthly to ensure it is weather proof and not too hot.

KEY FEATURES OF A BAT HOUSE





Bear Wise in Cottage Country

Keep all pets on a leash.

Know how to use bear spray and have it on hand.

Bears do not like to be surprised. Make noise when walking by singing, whistling, or talking.

Store garbage in bear resistant cans, do not let it build up.

Keep grills and barbeques clean, remember to clean the grease trap.

If you compost, do not add meats, fish, or sweets.

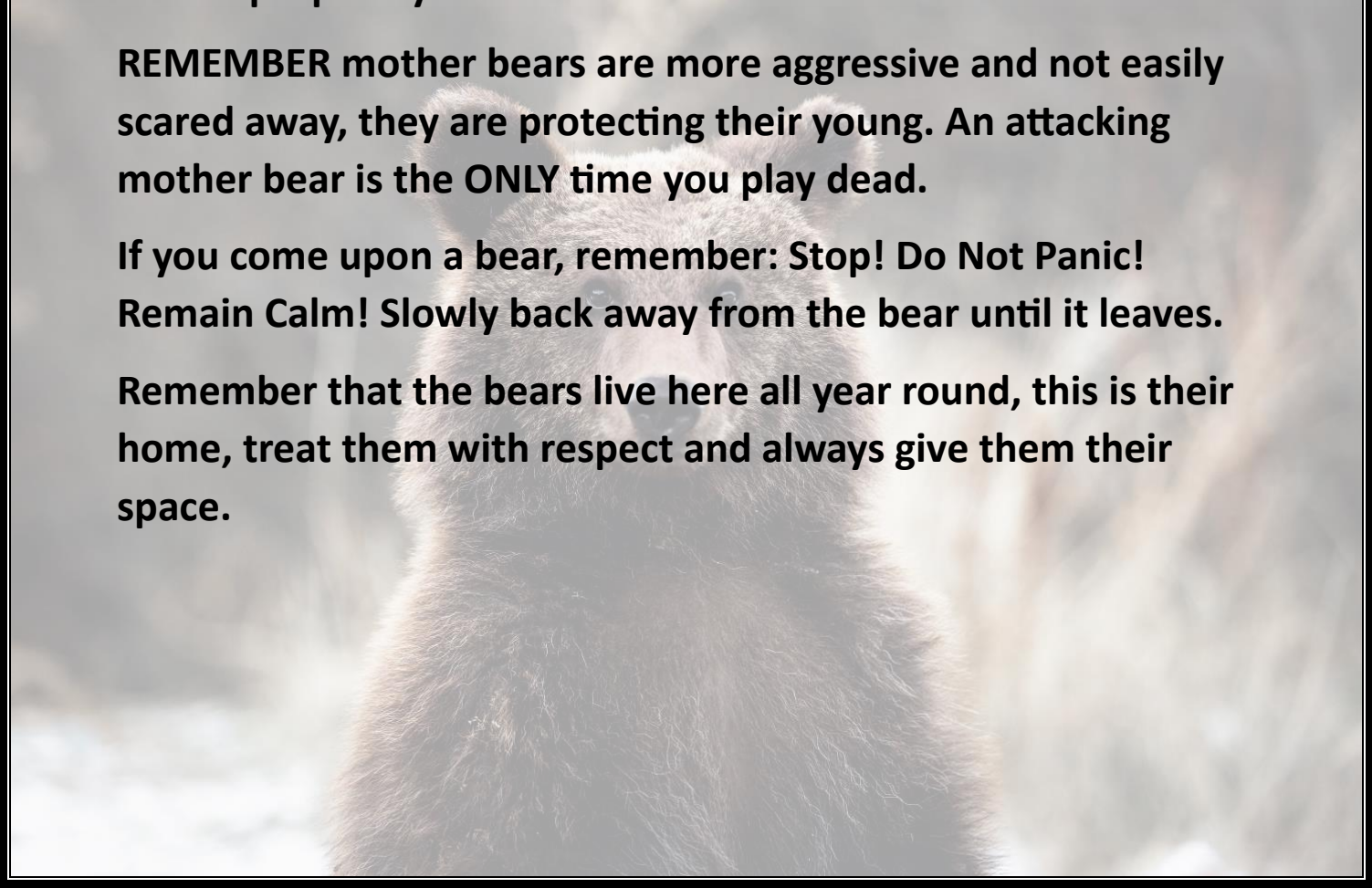
Do not discard kitchen grease or scraps outside.

NEVER purposely feed the bears.

REMEMBER mother bears are more aggressive and not easily scared away, they are protecting their young. An attacking mother bear is the **ONLY** time you play dead.

If you come upon a bear, remember: Stop! Do Not Panic! Remain Calm! Slowly back away from the bear until it leaves.

Remember that the bears live here all year round, this is their home, treat them with respect and always give them their space.



Things to do in Parry Sound:

Shopping- Downtown has many wonderful shops like The Vintage Eco Shoppe, Somewhere in Time, Barely Used Books, Obdam's Flowers, and Moon River Apothecary to name a few. Every Tuesday (June through August) at the Market Square (located by the Parry Sound Library) from 9:00am – 2:00pm is the Summer Market.

Entertainment- The Museum on Tower Hill, The Bobby Orr Hall of Fame, The Charles W. Stockey Centre for the Performing Arts or enjoy beautiful Georgian Bay on The Island Queen or The M.V. Chippewa III.

Summer in the Sound – July 15, 2023

Festival of the Sound – July 19 – August 5, 2023

Art in the Park – July 2023 (exact date not known)

Ribfest – June 30, 2023 – July 2, 2023 located at the Charles W. Stockey Centre



INSPECT YOUR COTTAGE & SURROUNDING PROPERTY

Inspect the property for damage—including from storms, vandalism, or animals. Write down any damage you notice, repairs needed, and supplies you will need as you go.

EXTERIOR

- Property for downed power and phone lines.
- Roof for missing or damaged shingles.
- Gutters for damage and debris.
- Siding for damage and holes made by animals.
- Windows for cracks.
- Window and door frames for signs of swelling, damaged caulking, or flashing.
- Window screens for tears and damage.
- Deck and dock for damage and rot; and,
- Under the cottage, including posts, beams, and pads.

INTERIOR

- Flush out water and gas lines.
- Test all utilities—but leave the water heater breaker off until you have filled the hot water tank.
- Test your smoke and carbon monoxide detectors, replacing batteries if needed.
- Refill fire extinguishers.
- Replace filters on central heating and air-conditioning systems.
- Look for signs of insects, rodents, and other animals in cupboards and closets.
- Check for cracks, leaks, and water damage on the walls and ceiling; and,
- Check the floor for signs of frost heave.

Before you sit back and relax at the cottage, make sure to take care of the following tasks as well:

- Start the water pump.
- Set up the hot water tank.
- Open the windows to air out the cottage and reduce moisture.
- Clean the interior and linens; and,
- Restock the pantry and medicine cabinet.

OJIBWE WORDS

G	H	S	F	G	B	Y	W	R	A	A	Z	G	H	K	J	S	Z	M
H	G	A	A	Z	H	A	G	E	N	S	S	I	U	D	G	R	B	B
J	U	D	F	T	A	B	K	S	I	T	R	A	C	V	N	H	A	L
I	M	A	A	Z	Y	I	N	O	M	S	P	U	A	E	W	R	A	P
O	A	S	H	I	M	N	A	S	O	O	U	V	B	N	R	T	M	O
I	M	I	S	H	O	O	M	I	S	M	D	E	E	F	R	Q	A	O
A	N	I	I	F	G	O	E	H	H	C	D	F	M	M	K	W	A	A
P	L	A	C	R	E	J	G	H	O	L	I	B	U	C	D	D	P	I
J	U	S	M	M	E	I	I	N	S	D	A	E	R	E	H	J	I	D
S	E	N	I	B	I	I	N	I	S	D	Y	E	A	A	Y	N	I	I
B	L	U	I	F	O	N	P	G	I	N	E	B	I	G	L	U	I	C
L	Q	W	G	A	S	H	D	F	G	H	X	V	E	V	T	H	A	C
C	T	E	W	Y	O	O	I	I	S	D	Y	U	J	G	O	O	F	I
J	K	L	E	Z	B	M	P	P	I	U	D	F	N	O	O	B	I	B
L	K	D	T	G	V	B	E	E	F	T	Y	U	I	E	N	I	O	B
A	D	F	C	U	I	R	Y	T	F	A	N	I	N	A	S	N	N	O
O	A	R	H	I	P	K	O	O	A	A	N	I	I	T	T	E	R	E
W	A	S	K	G	A	I	Y	R	N	M	H	K	O	V	N	S	R	T
A	W	A	A	W	A	A	S	H	K	E	S	H	I	U	N	H	C	O
A	I	W	C	T	I	H	J	K	W	N	E	S	F	T	J	I	I	N
F	A	S	D	D	R	I	N	D	L	O	M	O	O	Z	R	I	U	P
J	I	I	M	A	A	N	I	N	Y	O	T	O	A	X	G	N	T	H
D	S	T	H	K	O	S	C	B	I	K	F	A	L	I	I	H	U	K
I	O	C	M	I	I	G	I	I	G	O	O	N	H	D	E	F	W	T
A	V	I	R	P	J	K	S	N	S	M	B	A	K	T	A	F	S	N
A	E	M	C	N	W	L	A	I	H	I	O	Y	H	O	T	A	I	H
H	B	O	O	Z	H	O	O	P	G	S	L	L	R	N	D	W	E	N
P	Z	O	S	R	N	D	I	U	K	O	D	K	R	K	W	E	U	O
I	R	I	R	S	F	A	S	X	O	N	W	B	N	P	I	I	M	Q

GAAZHAGENS - cat

NIMOSH - dog

BOOZHOO - greetings

AANII - hello

MIIGWETCH - thank you

BAAMAAPII - until later

NINI - man

KWE - woman

NOOKOMIS - grandmother

MISHOOMIS - grandfather

NIBI - water

WAAWAASHKESHI - deer

GINEBIG - snake

GIIGOONH - fish

MKWA - bear

BINESHIINH - bird

JIIMAN - boat

ABINOOJIIINH - child

Documents required to Transfer or Purchase a cottage on WLI Lease Lots

<u>Adding/Removing an individual (s)</u>	<u>Death of a Lessee</u>
Application	Application
\$500.00 Administration Fee	Last Will and Testament (Certified True Copy)
Two (2) Financial References (per Applicant) *see below	Power of Attorney
Two (2) Character References (per Applicant) *see below	Original Death Certificate

First Financial Reference:

-A reference from any Bank (TD, CIBC, BMO etc.)

***Should the Buyers/Transferees have Joint finances with one Bank Account, separate/individual references must be provided for the 2nd Financial reference.**

Second Financial Reference can be:

- Investments
- RRSP
- A loan or Lease
- Credit Rating i.e., Equifax
- Employer

***Financial References are to be on Company Letterhead and submitted with Original Signature.**

Character Reference can be:

- Friend/Acquaintance (known for 2+ years)
- Mentor

***Character References are NOT to be on Letterhead and submitted with Original Signature.**

Requirements to transfer Lease to a potential new cottage owner – for Board Review

Initial Meeting with Leasing Coordinator:

Parties to meet with Leasing Coordinator, to review Application & requirements, review and acknowledge terms in Lease documents & Schedule A clauses to be included with Purchase & Sale Agreement, & schedule 2nd meeting with Board of Directors.

***See Application notes for further details.**

Review Meeting with Board of Directors:

Parties to meet with Board and submit the following;

- Application
- \$500.00 Administration fee
- Two (2) Financial References for (each Individual) potential cottage buyer
- Two (2) Character Reference for (each Individual) potential cottage buyer
- Leased Lot Inspection completed & Septic Inspection Certificate submitted
- Purchase of Sale Agreement, including Schedule A clauses.

Documents provided to Lessees for completion - Upon Board Approval of Transfer of Lease:

- Original Assignment of Sublease – Amended 1997
- Assignment of Sublease
- Affidavit(s)
- Consent to Assignment of Sublease
- Acknowledgement of Guidelines related to the occupation of Cottage Lots leased by WLI
- Lease Amendment
- Matrimonial Real Property Assessment Form (completed by Seller and Buyer)
- Consent to Share Personal Information

Please Note: *Above documents need to be original and cannot be photocopied or faxed back and forth.*

Wasausink Lands Inc. holds their Leasing Meetings the **2nd Tuesday of each month**. It is at these meetings that Transfers to new potential cottage owners are reviewed. Please ensure all documents are submitted **at least 3 business days prior to a meeting** so staff can review and request for transfer can be added to Lease Meeting Agenda.

Snapshot of Updated Application Process

*Please allow MINIMUM 2 weeks to 1 Month from date Offer received by WLI to Closing date

**Please be prepared to Amend Closing if necessary!

Lessee/Seller advises WLI of new Listing - Schedules Lot Inspection & Provides updated Septic Inspection certificate (if applicable) - WLI provides list of requirements

Accepted Offer (provided to WLI) - Potential Buyers contact WLI to schedule 1st Meeting w/Leasing Coordinator to review & acknowledge sample Lease documents & review Application requirements

1st Meeting complete - Application & Acknowledgement form provided to Buyers, Page 2 of Application & Acknowledgement form to Sellers

Completed Application package returned to WLI, including; Original Application (from both parties), Original signed Acknowledgement form (from both parties), Original signed References, & Transfer fee

Leasing Coordinator reviews Application package, calls Buyer references, & Schedules 2nd Zoom Meeting for Buyers to meet with Board of Directors

Application requirements met (including satisfactory Lot Inspection) & Submitted. *In order to be included for following Monthly Leasing Meeting, requirements must be completed/submitted (no less than) 3 business days prior to date of meeting

Monthly Leasing Meeting - 2nd Tuesday each month - Board reviews Lease Transfer Application package - Approves or Denies based on information provided

Upon Approval - Lease Transfer document package prepared & forwarded to Seller/Seller's Lawyer, as directed



Our Path of Truth and Reconciliation is open to everyone to visit.

It is located outside our office at 70 Isabella Street, Parry Sound.

Come on over, check out our teepee, walk the path and learn about the residential schools in Canada, the Robinson Huron Treaty, Every Child Matters, and learn some history of Wasauksing First Nation.

The path includes facts and a timeline for the Residential schools. The path also gives you a glimpse into Wasauksing First Nation 100 years ago and learn about the people who make up the Robinson Huron Treaty Territory.



NEW Payment Option!

This year we will be accepting
electronic money transfers!

The email is

ar.wasausink@gmail.com

Please include your name and lot
number in the memo portion of
the transfer.

This payment option is only valid
for Canadian Banks.



Nature Scavenger Hunt



REMINDERS

Please keep all fire route numbers and lot numbers clean, clear, and easily visible from the road.

Your cottage insurance must be updated every year.

Septic Inspection Certificates – septic systems must be inspected every 5 years. This is to ensure the septic is operating safely and that it meets the requirements of the Ontario Building Code.

Our Leasing Coordinator will continue with her lot patrols, which occur twice a week.

Upcoming Leasing Meeting Dates (all meetings occur on Tuesday):

April 11, 2023 @ 10:00am

May 9, 2023 @ 10:00am

June 13, 2023 @ 10:00am

July 11, 2023 @ 10:00am

August 8, 2023 @ 10:00am

September 12, 2023 @
10:00am

October 10, 2023 @
10:00am

Green Day/Dump Day

Wasausink Lands Inc. will be holding a dump day this year. Lessees are encouraged to bring their large debris/garbage to be disposed of. We will provide dumpster bins for this purpose.


Date: TBA



Any concerns regarding the roads please contact the Wasauksing First Nation Public Works Department.

They can be reached at dopw@wasauksing.ca or by calling 705-746-2531





Our office is located at:

70 Isabella Street Unit #110

Parry Sound, ON

P2A 1M6

Office Hours are:

Monday to Friday

8:30am – 4:30pm

Our mailing address remains:

P.O. Box 238

Parry Sound, ON

P2A 2X3